



District Report Card: 2017


State: Haryana	District: Yamunanagar
Class: 5	Subject: Language
Schools: 61	Students: 935


Participation/Coverage


Students

<div>GENDER</div> <div></div>	Boys				Girls			
	Number		%		Number		%	
	439		46.95		496		53.05	

<div>AREA</div> <div></div>	Rural				Urban			
	Number		%		Number		%	
	718		76.79		217		23.21	

<div>CATEGORY</div> <div></div>	SC		ST		OBC		GEN	
	Number	%	Number	%	Number	%	Number	%
	410	43.85	0	0.00	392	41.93	133	14.22

<div>CWSN</div> <div></div>	LD	VI	HI	S&LD	ID	Oth
	0	1	1	3	5	3

<div>Management</div> <div></div>	Government			Government-aided		
	Number		%	Number		%
	819		87.59	116		12.41

Average Performance of Students in Language (%)

Overall	Gender		Area		Management		Social Group			
	Male	Female	Rural	Urban	Govt.	Aided	SC	ST	OBC	GEN
52.34	51.60	53.00	51.88	53.89	52.05	54.43	52.28	0.00	52.62	51.73

Performance on Learning Outcomes (LOs)

Learning Outcomes	Description	Average Performance(%)
L504	Reads and comprehends independently storybooks, news items/ headlines, advertisements etc.	50.57
L508	Reads text with comprehension, locates details and sequence of events	53.23

Range of Performance of Students who Answered Correctly							
Below 30%		30% - 50%		50% - 75%		Above 75%	
Number	%	Number	%	Number	%	Number	%
152	16.26	296	31.66	334	35.72	153	16.36

Lowest Performing Learning Outcomes (LOs)

- 1 - Reads and comprehends independently storybooks, news items/ headlines, advertisements etc. (50.57)
- 2 - Reads text with comprehension, locates details and sequence of events (53.23)